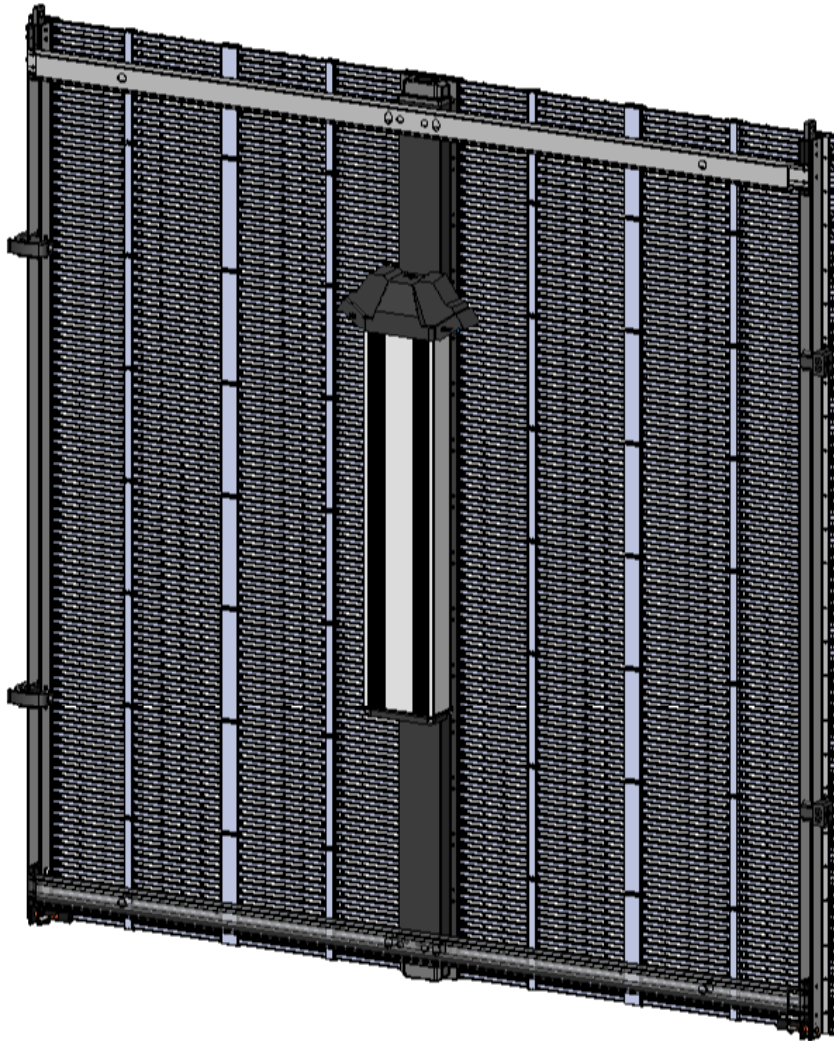



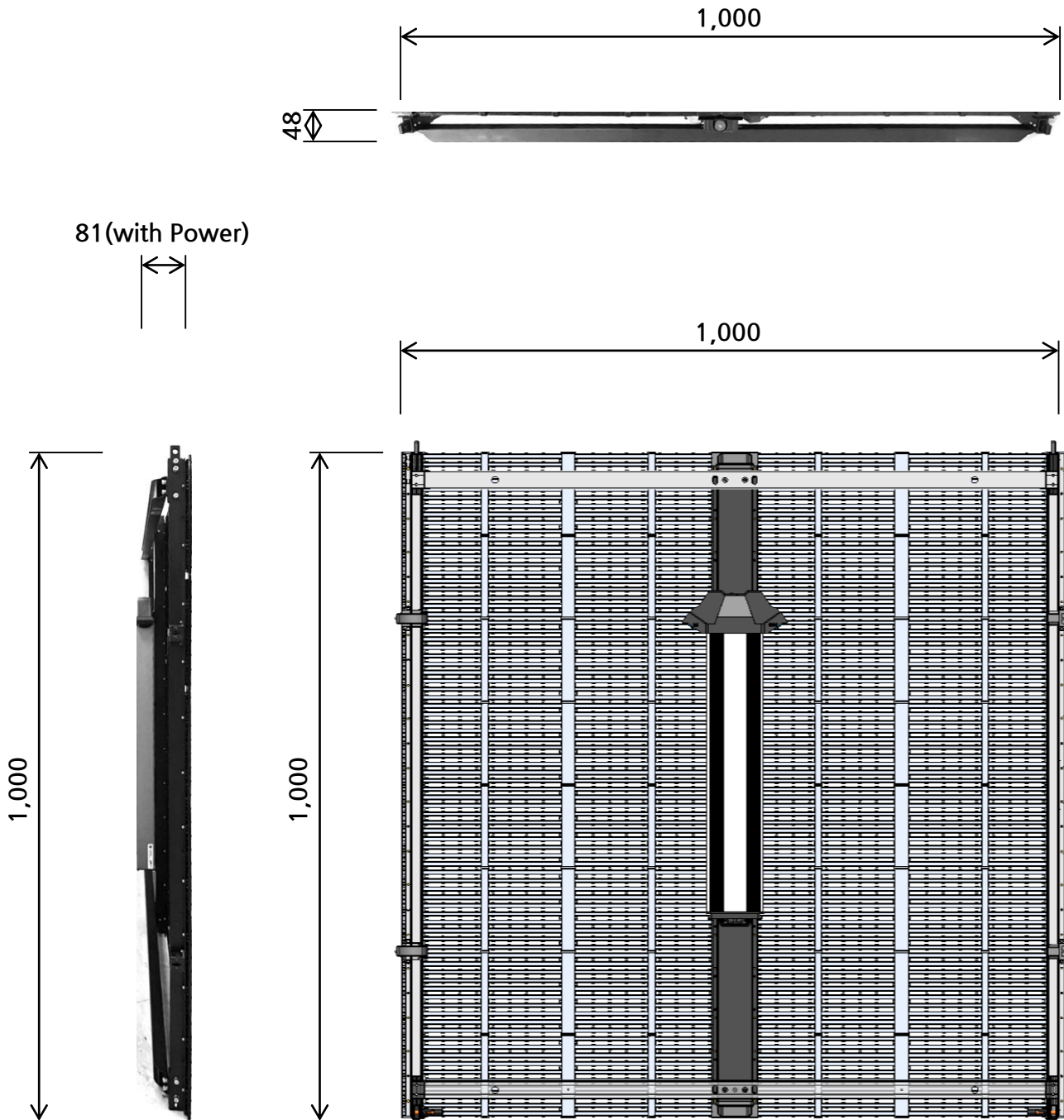
Sky View Vision Series | F12J



Sky View Vision Series | F12J

Super light weight | LED dot calibration | Auto address setting

PRODUCT DESIGN (Only Hanging)



단위 : mm

Sky View Vision Series | F12J

Super light weight | LED dot calibration | Auto address setting

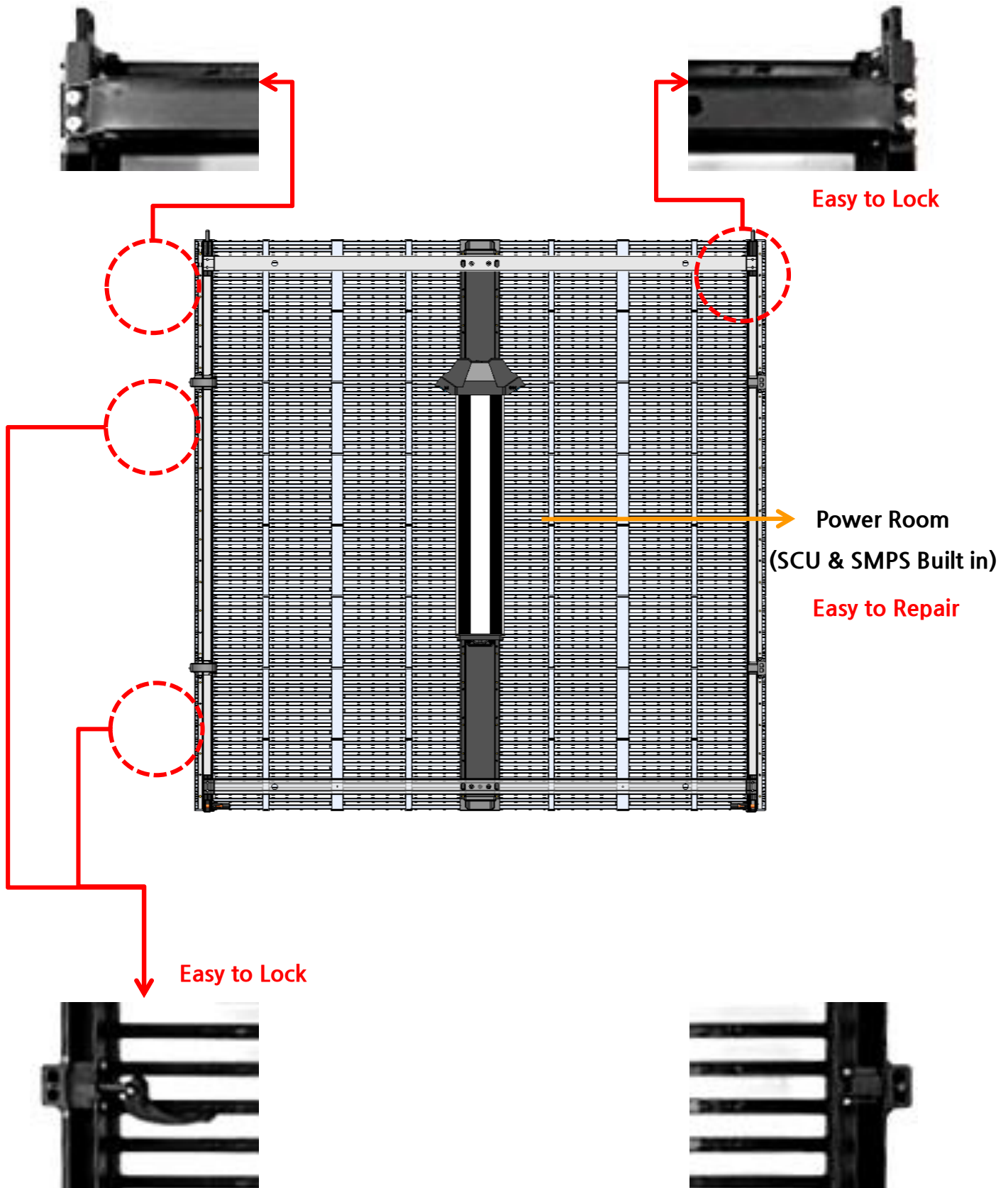
SPECIFICATION

LED		3-in-1 SMD
Pixel Pitch		12.5mm
Tile Size		W1,000 x H1,000 x D81 mm
Pixel quantity per tile		80 x 80 = 6,400 pixels
View Angle		Hor. 110° / Ver. 110°
Brightness		2,000 cd/m ² (After White Balance)
Weight (tile / sq.m)		9.7kg/m ²
Color Process		16 bit/color
Temperature	Operating / Storage	-10°C ~ 40°C / -20°C ~ 50°C
Power Consumption	Max. / Average	300W / 90W
Max. Power Connection		12 tile
Waterproof IP Rating		Front : IP65 / Rear : IP54

Sky View Vision Series | F12J

Super light weight | LED dot calibration | Auto address setting

DETAIL of PART



Sky View Vision Series | F12J

Super light weight | LED dot calibration | Auto address setting


ACCESSORIES




Main Controller



Hanging Kit



Power Jumper Cable



Optical Cable



Carrying Case (Option)



Power Distribution (Option)

Safety Information



WARNING!

Read the safety precautions in this section before installing, powering, operating or servicing this product.

The following symbols are used to identify important safety information on the product and in this manual:



WARNING!
Safety hazard.
Risk of severe injury or death.



WARNING!
Refer to manual before installing, powering or servicing.



WARNING!
Hazardous voltage. Risk of lethal or severe electric shock.



WARNING!
Hot surface. Do not touch.



WARNING!
Fire hazard.



WARNING!
Emission hazardous to eyesight.



This product is for professional use only. It is not for household use.

This product presents risks of severe injury or death due to fire hazards, electric shock and falls.



Read this manual before installing, powering or servicing this product, follow the safety precautions listed below and observe all warnings in this manual and printed on the product.

If you have questions about how to operate the panel safely, please contact your ISP Tech supplier.



PROTECTION FROM ELECTRIC SHOCK

- Connect the product to AC mains power within the range 100-240V nominal at 50 or 60 Hz only.
- Disconnect the product from power when not in use.
- Always ground (earth) the product electrically.
- Before using the product, check that all power distribution equipment and cables are in perfect condition and rated for the current requirements of all connected devices.
- Do not use the product if the power cable or a power plug is in any way damaged, defective or showing signs of overheating.

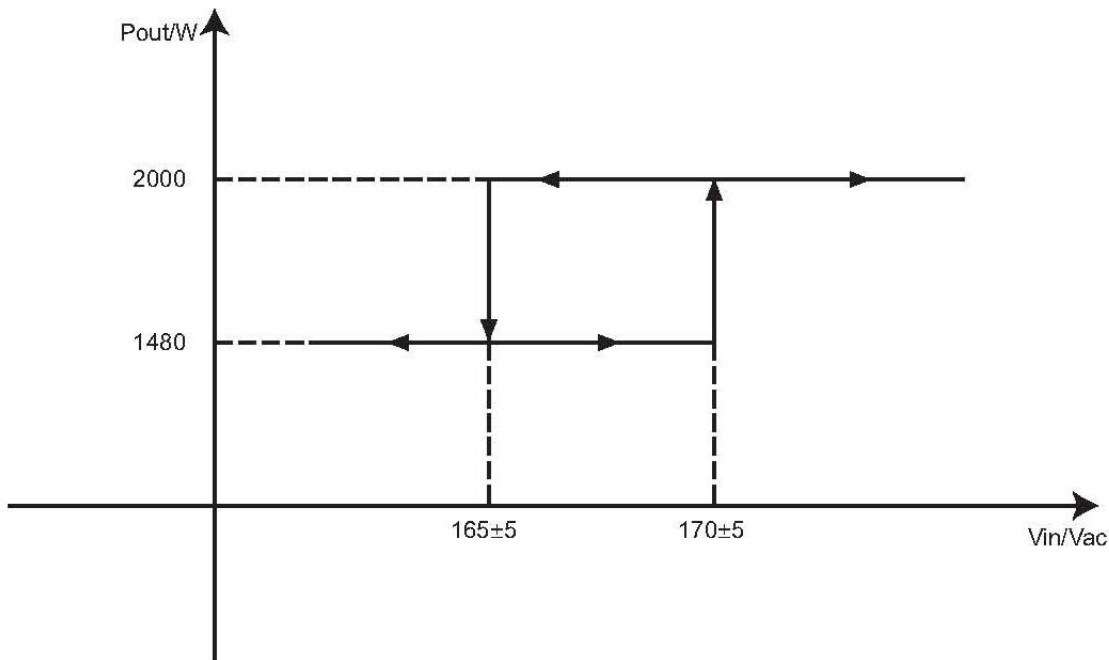
Safety Information

- Do not attempt to open any cover.
- Refer any service operation not described in this manual to a qualified technician.



PROTECTION FROM FIRE

- Do not stick filters, masks or other materials directly onto LED modules.
- Do not modify the product in any way not described in this manual.
- Install only genuine Radiant parts in or on the product unless an alternative is described in this manual.
- Do not operate the product full load if the ambient temperature of power units (T_a) exceeds 45°C (113°F) or less than -20°C (-4°F)



PROTECTION FROM INJURY

- Create an installation by installing panels at the top and working downwards.
- Disassemble an installation by removing panels at the bottom and working upwards.
- Check that all external covers and rigging hardware are securely fastened.
- Block access below the work area and work from a stable platform whenever installing, servicing or moving the product.

Safety Information



IMPORTANT WARNINGS

Maximum and minimum ambient temperature:

The maximum ambient temperature for the LED wall is 40°C; the minimum temperature is -10°C.

High leakage current:

The combination of power boxes in an installation results in increased levels of Leakage current. In order to avoid risk of electric shock due to high leakage current, proper grounding of the installation is required.

This equipment **MUST** be earthed:

In order to protect against risk of electric shock, the installation should be properly grounded. Defeating the purpose of the grounding type plug will expose you to the risk of electric shock.

POWER SYSTEM

Main Cord :

The power cords delivered with this system have special properties for safety. They are not user Serviceable.

If the power cords are damaged, replace them only with new ones. Never try to repair a power cord.

Optic Data cable :

The data cables provided with this system have special properties for safety. They are not user serviceable.

If the data cables are damaged, replace them only with new ones. Never try to repair a data cable.

Avoid exposure of data cables to accidental contact with lightning or power conductors.

LED Tile cannot be hot Swapped :

Always disconnect the power cord from the control box before connecting or disconnecting the cable string or one of LED Tile.